



## ESCALATORS and Moving WALKWAYS




ESCALATORS



Moving WALKWAYS







ESCALATORS  
AND MOVING  
WALKWAYS





ESCALATORS  
AND MOVING WALKWAYS

**MP|STEP**   
MP COLINA, MP SIERRA,  
MP PONT, MP PONT F, MP PONT H



Ideas which bring about progress





## A product for each requirement






### Range of MP products

The MP STEP range of escalators and moving walkways goes that one step further in terms of technology, efficiency and adaptability. A wide range of possibilities ensures that each choice fits perfectly, no matter what the specifics of each case may be.

Space, passenger traffic levels and conditions of use cease to be limitations, instead becoming our indicators to determine the best choices. Furthermore, the modular design ensures that the installation is optimised and the product is enjoyed to the full due to its capacity to respond to the specifications of the design.

It is a system which offers very different possibilities with common characteristics, reliability, comfort and optimum performance forming the best basis of the success for any product from the MP STEP range.

As it forms part of our philosophy of excellence and constant improvement, all our products comply with the European Standard EN115 as well as other international codes.

	ESCALATORS		MOVING WALKWAYS		
	MP COLINA 	MP SIERRA 	MP PONT 	MP PONT F 	MP PONT H 
	Commercial	Heavy duty	Trolley		Long way
Installation	Indoor/Outdoor (*)	Indoor/Outdoor (*)	Indoor/Outdoor (*)	Indoor/Outdoor (*)	Indoor/Outdoor (*)
Working hours (hours per day)	16	24	16	16	16
Slope (°)	30°/35°	30°/35°	10°,11°,12°	10°,11°,12°	0° - 6°
Speed (m/s)	0,5	0,5 / 0,65 (si 30°)	0,5	0,5	0,5 / 0,65
Capacity (persons per hour)	Up to 6000	Up to 7300	Up to 6000	Up to 6000	Up to 6000
Width of tread (mm)	600/800/1000	600/800/1000	800/1000	800/1000	1000/1200/1400
Difference in height	2,0m to 7,5m (30°)	2,0 to 12,0m (30°)	2,0 to 7,5m	2,0 to 7,5m	(L) 15 to 150m
	2,0m to 6,0m (35°)	2,0m to 6,0m (35°)			

(\*) Optional



## Safety and options

### Escalators and moving walkways

Do you now know what would be the best model for you? Complete it with our endless array of options designed to further optimise the efficiency, safety and aesthetics of your chosen product.

OPTIONS	INCLUDED SAFETY ELEMENTS
Safety brake on the main shaft	Electric chain contact (1 unit)
VVVF	Step chain contacts (2 units)
Automatic lubrication system	Handrail entry contacts (4 units)
Balustrade / skirting board lighting	Comb plate contacts (4 units)
Traffic lights	Skirting board contacts (4 units)
Handrail speed monitor	Contacts descent of stair (2 units)
Error display	Contacts - absence of stair (2 units)
Auto start-up (photocell or door track contact)	Contacts opening of door tracks (2 units)
Remote control	Emergency pushbuttons
Colour handrails	Stair shaft lighting
Colour steps	Yellow step outlines
Frame coating (rustproof or primer)	Phase monitoring relay
Preparation for outdoors (anti-rust nuts and screws, oil separator, flooding of shaft)	Other safety elements
	Detection of change in direction of gear (*)
	Anti-lift stair contact (*)
	Thermal relay for motor (*)

(\*) Optional



# Leadership and quality round the globe

The MP STEP range can be perfectly adapted to very different requirements and needs. The endless array of designs developed to an outstanding level all over the world clearly show this.



MP STEP  
Mercado de Colón. Valencia. Spain



MP STEP  
Seville's metro system Seville. Spain



MP STEP  
Merkamueble. Barakaldo - Vizcaya. Spain



MP STEP  
Poznan Airport Poznan. Poland

## Integration

The efficiency of MP STEP products helps us to offer solutions which are perfectly integrated into their surroundings.

## Efficiency

The number of passengers per hour is one of the fundamental parameters when choosing one of our products. Our range includes options which can support very high levels of traffic, offering optimum performance in extremely demanding conditions such as those at an airport or metro station.

## Adaptability

The advantages of the MP STEP range extend to other types of products. Each design is assessed as a whole, which allows us to combine different lift solutions, complementing each other to perfection. A team vision which also applies to the overall development of the design.

## Reliability

The MP STEP range is backed up by a team of experts who work on each stage of the design development and on the subsequent performance of the product, even from the design of each model. An comprehensive overview which guarantees much more than just a reliable solution, also ensuring happy customers.



